



Date: 10.04.2019

Shabaam-ul-Muazzam 04-1440

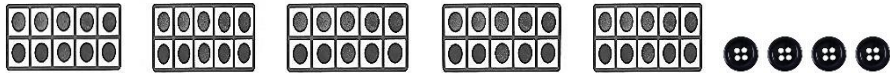
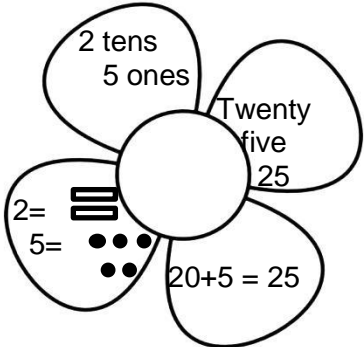
Holiday Homework – Grade II




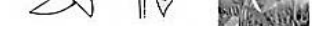
Dear Parent,
Assalam Alaikum

Though a break from the academic routine is necessary for the students, it is also required that they remain in touch with their syllabus during the long vacation.

In view of the above, assignments in different subjects are being given to all the students. These are to be completed by the students only and submitted on the reopening day of the school.

Parameters for assessing Holiday Homework are: Content, Presentation, Creativity, Neatness and Timely Submission.

SUBJECT	TOPICS
ENGLISH	<p>Topic: Aim High to the Sky</p> <p>Write a short poem about your mother on an A4 size colour paper using the describing words and action words given below</p> <p>Describing words: [brave, helpful, friendly, kind and sharing]</p> <p>Action words: [scared, smile, help and share]</p> <p>[OR]</p> <p>What do you wish to become when you grow up? Draw it and colour it. To be done on A4 size colour paper.</p> <p>[Refer : English course book – Pg. No: 13 and 17]</p>
MATHS	<p>Activity: 1</p> <p>Topic : Numbers upto 100</p> <p>Make tens frame using straws. Use buttons or bindis to represent ones on a chart paper.</p> <p>Ex.: 54</p>  <p>a. 15 b. 27 c. 39 d. 45 e. 50</p> <p>Activity : 2</p> <p>Make colourful flowers with four petals using colour papers.</p> <ul style="list-style-type: none">• Write the given number in the circle.• Write tens and ones in petal -1.• Draw rectangles for tens () and dots for ones () in petal -2.• Write the number name in petal-3.• Add tens and ones in petal – 4. <p>Ex: 25</p>  <p>a. 36 b. 43 c. 56 d. 75 e. 85</p> <p>[Note : To be done on a chart paper]</p>

E.V.S	<u>Topic: Early Humans – Their Life (Make a Wind vane)</u>	
	Steps:	
	Step 1: Take a paper of size 8 cm cube.	
	Step 2: Fold the paper (in diagonals) open it and fold in opposite side.	
	Step 3: Cut along the foldings.	
	Step 4: Paste the alternate corners in the center.	
Step 5: Put a pin in the center.		
Step 6: Attach it to the straw.		

Note: Summer Vacation is from 13th April 2019 to 9th June 2019. School reopens on 10th June 2019.

School timing from 10th June 2019 – 8:00 am to 1.30 pm.

Early to bed, Early to rise is a ‘Sunnah’, Parents are requested to inculcate this Sunnah practice in the children to be a successful in Life.

This Summer Vacation is also accompanied with the holy month of Ramadan, in which Allah(S.W.T) opens his doors of mercy, forgiveness and blessings upon us. May we All be blessed during the Holy Month.

Wishing you all Happy Summer Vacation and Ramadan Mubarak.



Principal